

PowerBank PBC1002AC-G

AC/DC Power Supply
2 Outputs
1000W
Conduction Cooled



Specifications

All specifications are at nominal input, 50% load, 25°C unless otherwise noted.

Input

Nominal Input Voltage, Autoranging	115/230VAC
Input Voltage Range	95-132VAC or 180-264VAC
Input Frequency	47-400 Hz
Inrush Current (264 VAC peak line, cold start.)	30 Apk, max
Internal Input Fuse ¹	None
Power Factor (typ.)	0.60
Hold-Up Time (typical, at nominal input voltage)	16 ms (Power Fail Warning 4 ms minimum)

Output

	A or B
Maximum Output Current (Connector Limit)	80A
Output Voltage Vout (Factory configurable)	1.8 to 52 V
Output Voltage Setpoint – Non-Trimmed Outputs, 50% Load	± 1.2%
Output Voltage Setpoint – Trimmed Outputs, 50% Load	± 2%
Load Regulation, No load to full load (max.)	± 0.2%
Line Regulation, Low Line to High Line (max.)	± 0.2%
Maximum Output Power, 12V and higher	500W
Maximum Output Power, 5V or less	80A x Vout
Remote Sense	Yes
Output Ripple and Noise	See individual Vicor modules specifications.

Environmental

Minimum Operating Ambient/Baseplate Temperature ²	-20°C
Maximum Operating Ambient Air Temperature	70°C
Maximum Operating Baseplate Temperature	90°C
Storage Temperature Range	-40°C to 70°C
Relative Humidity	5% -95% non-condensing

¹ External input fuse may be required to meet certain safety regulations. See Safety section.

² Unit will start up and operate down to -40°C with some performance degradation. Please contact factory for details.

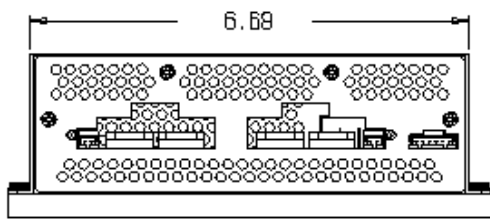
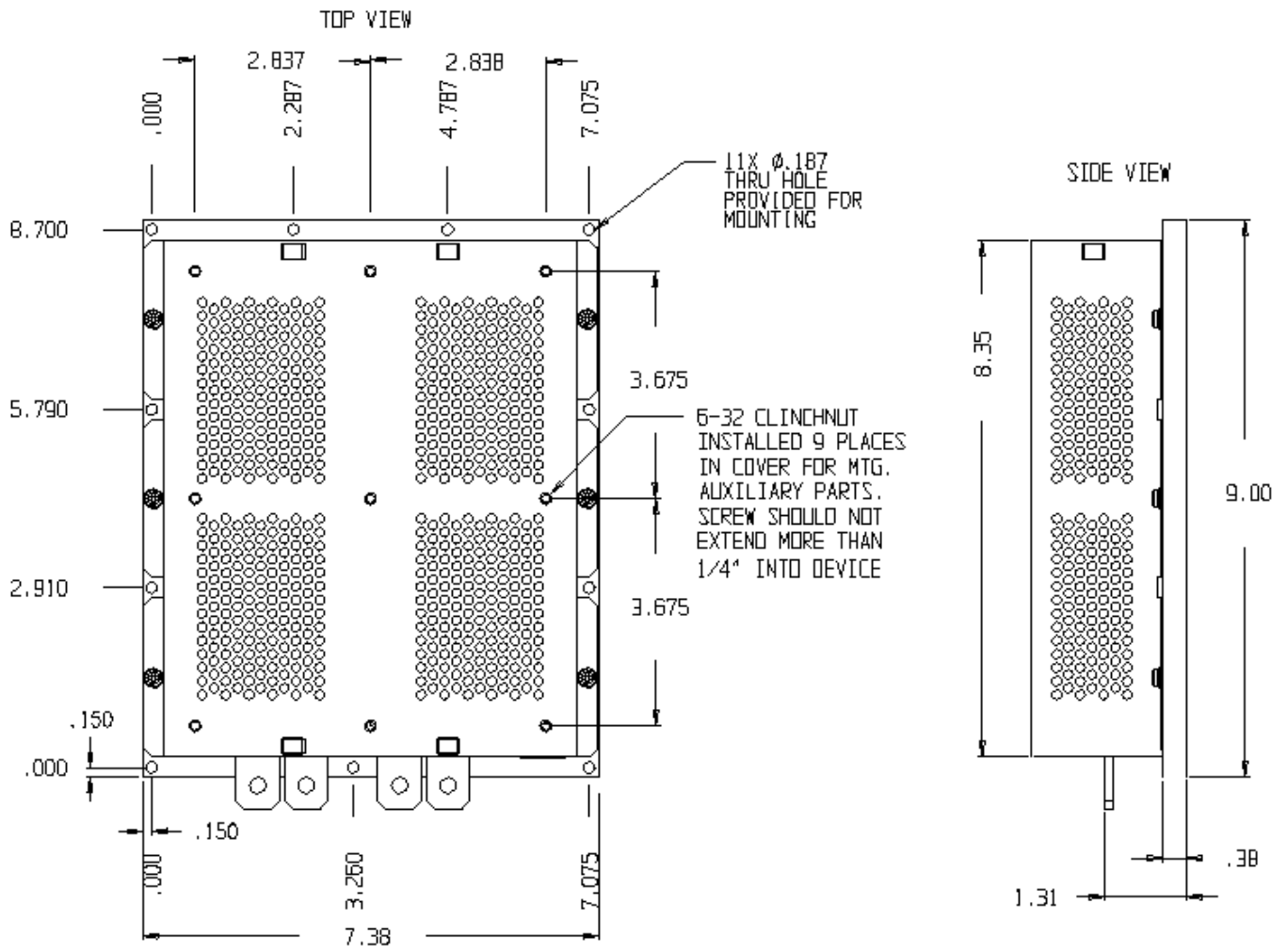
Safety	
Agency Approvals	cTUVus, CE
Safety Standard Compliance	EN60950, CE
Isolation, Primary-to-Secondary	3,000 Vrms
Isolation, Primary-Earth	1,500 Vrms
Isolation, Secondary-Earth	250 Vrms
Input Fuse Required (See Safety Approval Files)	15A
Approved Input Voltage Range	115/230Vac

EMI and EMC	
Conducted Noise	EN55022 Class A (150kHz-30MHz)

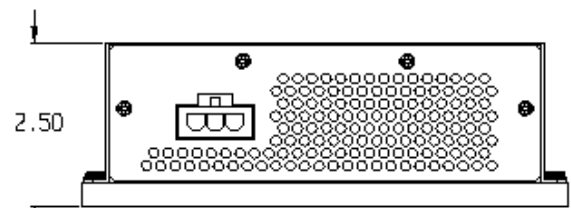
Mechanical	
Dimensions (not including output bussbars)	9.00" x 7.38" x 2.50 "
Cooling	Conduction Cooled to the Baseplate
Weight (Typical, depends on configuration)	6.25 lb.

Maximum Output Power	
Input Range	Max. Output Power
115 VAC	600 W
230VAC	1000 W


Mechanical Drawing



OUTPUT CONNECTOR VIEW



INPUT CONNECTOR VIEW

Input Connections		
Pin	Signal Description	Details
1	L1	AC Line 1
2		Safety Ground
3	L2 / N	AC Line 2 or Neutral

Output Connections			
Pin	Signal Description	Details	
		Option -M	Option -B
1	-	Negative Terminal, 49A max	Negative Terminal, 1/4" hole, 100A max
2	-	Negative Terminal, 49A max	
3	+	Positive Terminal, 49A max	Positive Terminal, 1/4" hole, 100A max
4	+	Positive Terminal, 49A max	

Outputs A and B - Remote Sense Connectors		
Pin	Signal Description	Details
1	+	Positive Sense Connection
2	-	Negative Sense Connection

I/O Connections			Note: All control signals are isolated; Input - 3,000 Vrms; Output - 250 Vrms; Chassis - 250 Vrms	
Pin	Signal Description	Details		
1	Output A Power Good	Open Collector, 60V/1mA, Active Low = Power Good		
2	Output B Power Good	Open Collector, 60V/1mA, Active Low = Power Good		
3	Not Connected	Reserved for future use.		
4	Output Inhibit or Enable	Option -N	Option -E	
		Application of 5V/25mA signal inhibits all outputs. Optoisolator input with 200Ω series resistor.	Application of 5V/25mA signal enables all outputs. Optoisolator input with 200Ω series resistor.	
5	AC Power Fail Warning	Open Collector, 60V/1mA, Active Low = Power Fail Warning		
6	I/O Control Signal Return	All I/O control signals on pins 1-7 are referenced to this pin.		

Information furnished by NORTHWEST POWER is believed to be accurate and reliable. However, no responsibility is assumed by NORTHWEST POWER or Vicor for its use. No license is granted by implication or otherwise under any patent or patent rights of NORTHWEST POWER or Vicor. NORTHWEST POWER products are not designed to be used in applications, such as life support systems, wherein a failure or malfunction could result in injury or death. All sales are subject to NORTHWEST POWER's Terms and Conditions of Sale, which are available upon request.

Specifications are subject to change without notice.

Vicor Custom Power - Northwest
 ♦ 4211 SE International Way, Suite F ♦ Milwaukie, OR, USA
 Tel: 503-652-6161 ♦ Fax: 503-652-6868 ♦ www.npi-inc.com